


한눈에 보는 부처 간 협력 문화예술교육

부처 간 협력 문화예술교육 지원사업 현황

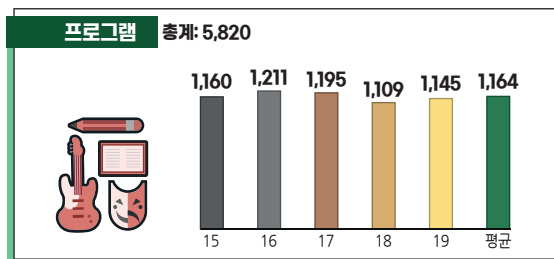
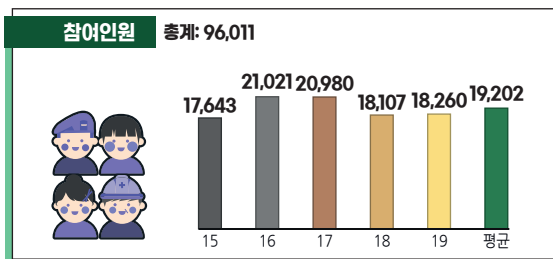
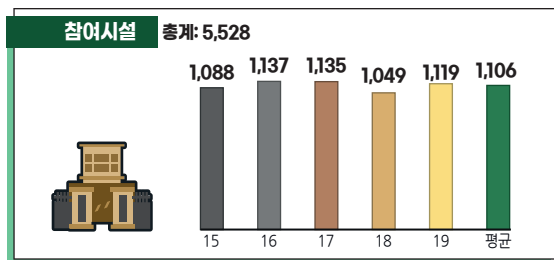
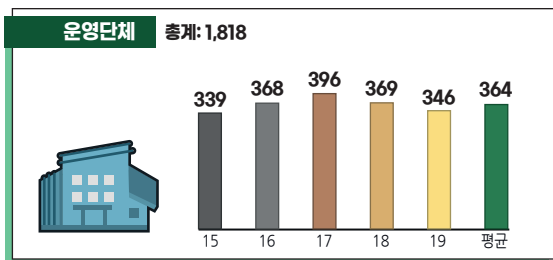
문화소외계층을 대상으로 문화예술교육을 통해 문화예술 향유 기회를 확대하고, 다양한 참여 주체 간 협력체계를 강화함으로써 문화예술교육의 기반 마련 및 지속성을 확보합니다.



A 부처 간 문화예술교육 지원사업 추진 현황 (2015-2019)

* 5년간('15~'19) 연속 지원사업만을 포함

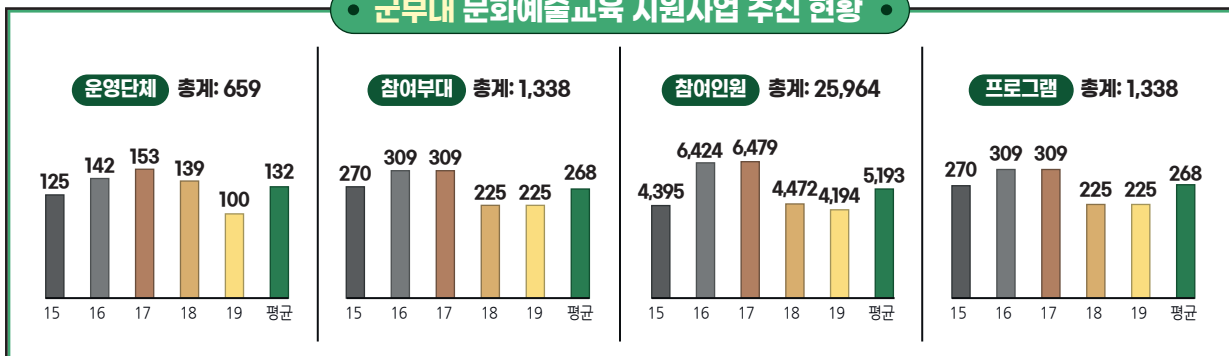
■ 2015 ■ 2016 ■ 2017 ■ 2018 ■ 2019 ■ 평균 단위 (개, 개소, 명, 건)



B 대상별 문화예술교육 지원사업 추진 현황 (2015-2019)

■ 2015 ■ 2016 ■ 2017 ■ 2018 ■ 2019 ■ 평균 단위 (개, 개소, 명, 건)

군부대 문화예술교육 지원사업 추진 현황

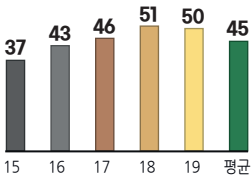


* '15~'17: 국방부 영역 포함

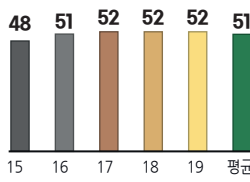
* '18~'19: 국방부 영역 미포함

교정시설 문화예술교육 지원사업 추진 현황

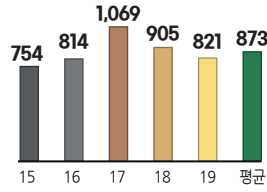
운영단체 총계: 227



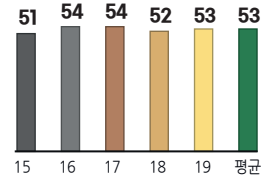
참여부대 총계: 255



참여인원 총계: 4,363

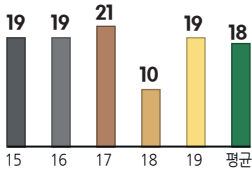


프로그램 총계: 264

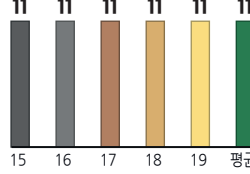


소년원학교 문화예술교육 지원사업 추진 현황

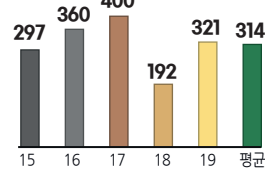
운영단체 총계: 88



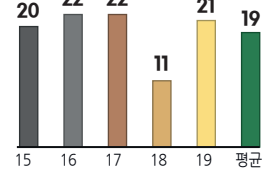
참여시설 총계: 55



참여인원 총계: 1,570

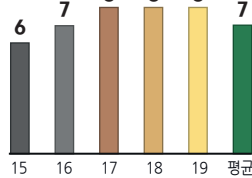


프로그램 총계: 96

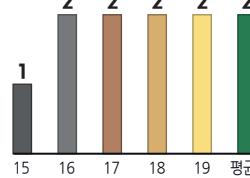


치료감호소 문화예술교육 지원사업 추진 현황

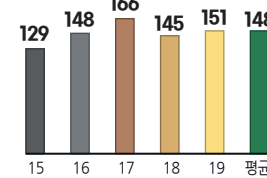
운영단체 총계: 37



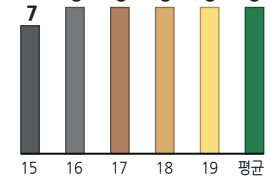
참여시설 총계: 9



참여인원 총계: 739

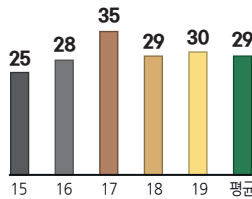


프로그램 총계: 39

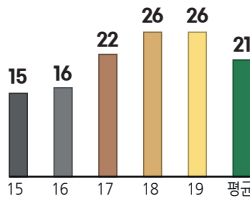


근로자 문화예술교육 지원사업 추진 현황

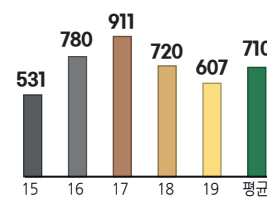
운영단체 총계: 147



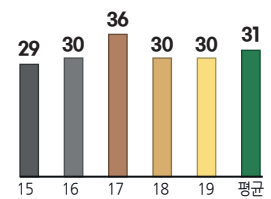
산업단지 기업 총계: 105



참여인원 총계: 3,549



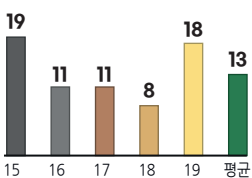
프로그램 총계: 155



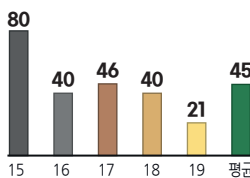
* '15~'16: 테크노파크 제외

방과 후 청소년 문화예술교육 지원사업 추진 현황

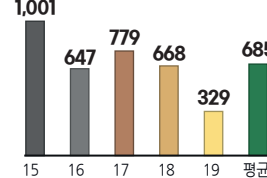
운영단체 총계: 67



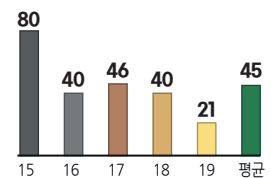
참여시설 총계: 227



참여인원 총계: 3,424

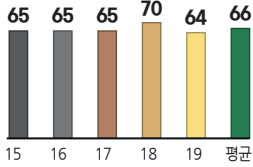


프로그램 총계: 227

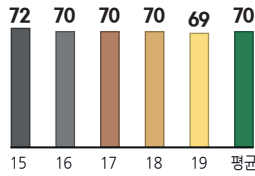


• 학교 밖 청소년 문화예술교육 지원사업 추진 현황 •

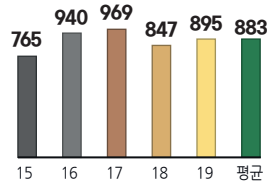
운영단체 총계: 329



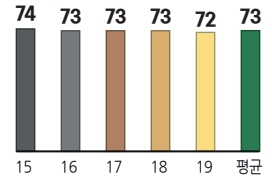
참여시설 총계: 351



참여인원 총계: 4,416

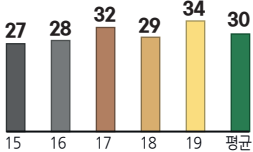


프로그램 총계: 365

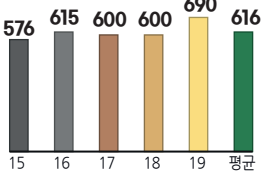


• 지역아동센터 문화예술교육 지원사업 추진 현황 •

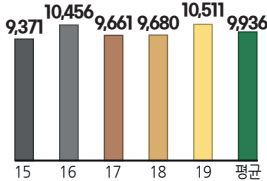
운영단체 총계: 150



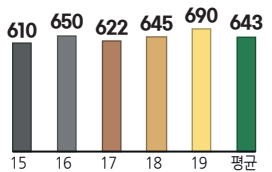
참여시설 총계: 3,081



참여인원 총계: 49,679

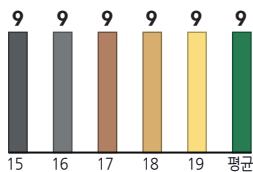


프로그램 총계: 3,217

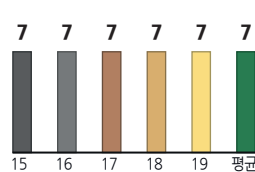


• 북한이탈주민 문화예술교육 지원사업 추진 현황 •

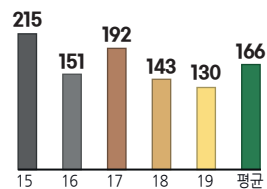
운영단체 총계: 45



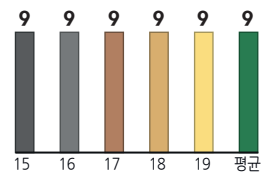
교육시설 총계: 35



참여인원 총계: 831

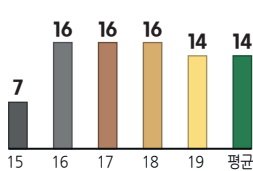


프로그램 총계: 45

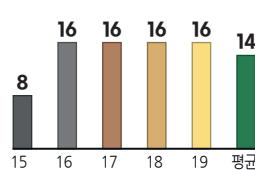


• 상이군경 문화예술교육 지원사업 추진 현황 •

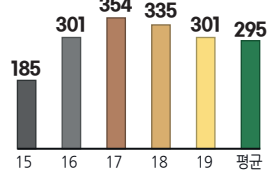
운영단체 총계: 69



교육시설 총계: 72



참여인원 총계: 1,476



프로그램 총계: 74

